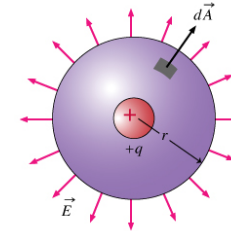


GAUSS' LAW



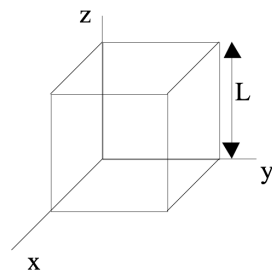
$$\oint_S \mathbf{E} \cdot d\mathbf{A} = \int_V \frac{\rho}{\epsilon_0} d\tau$$

Which of the following are vectors?

(I) Electric field, (II) Electric flux, and/or (III) Electric charge

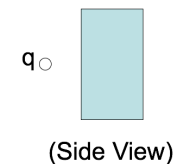
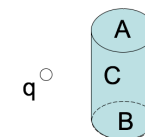
- A. I only
- B. I and II only
- C. I and III only
- D. II and III only
- E. I, II, and III

The space in and around a cubical box (edge length L) is filled with a constant uniform electric field, $\mathbf{E} = E_0 \hat{y}$. What is the TOTAL electric flux $\oint_S \mathbf{E} \cdot d\mathbf{A}$ through this closed surface?



- A. 0
- B. $E_0 L^2$
- C. $2E_0 L^2$
- D. $6E_0 L^2$
- E. We don't know $\rho(r)$, so can't answer.

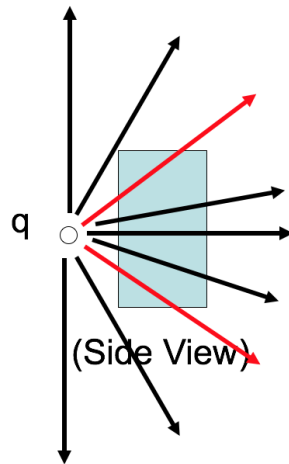
A positive point charge $+q$ is placed outside a closed cylindrical surface as shown. The closed surface consists of the flat end caps (labeled A and B) and the curved side surface (C). What is the sign of the electric flux through surface C?



- A. positive
- B. negative
- C. zero

D. not enough information given to decide

Let's get a better look at the side view.



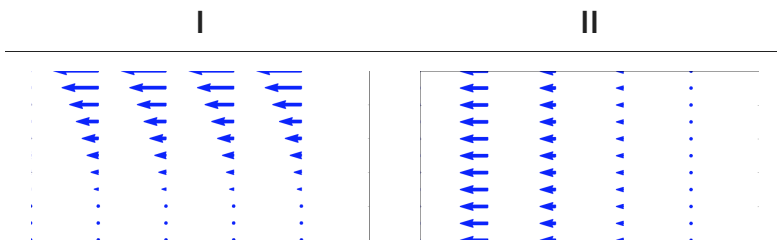
A positive point charge $+q$ is placed outside a closed cylindrical surface as shown. The closed surface consists of the flat end caps (labeled A and B) and the curved side surface (C). What is the sign of the electric flux through surface C?



- A. positive
- B. negative
- C. zero

D. not enough information given to decide

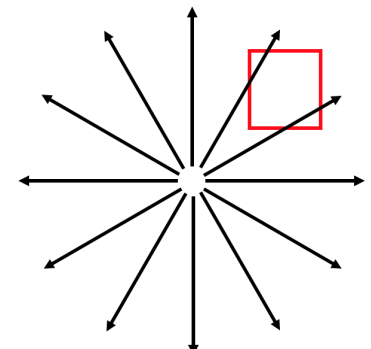
Which of the following two fields has zero divergence?



- A. Both do.
- B. Only I is zero
- C. Only II is zero
- D. Neither is zero
- E. ???

What is the divergence in the boxed region?

- A. Zero
- B. Not zero
- C. ???



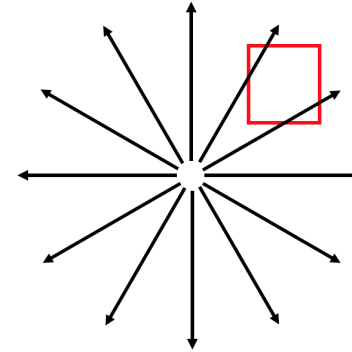
Activity: For a the electric field of a point charge,

$$\mathbf{E}(\mathbf{r}) = \frac{1}{4\pi\epsilon_0} \frac{q}{r^2} \hat{r}, \text{ compute } \nabla \cdot \mathbf{E}.$$

Hint: The front fly leaf of Griffiths suggests that the we take:

$$\frac{1}{r^2} \frac{\partial}{\partial r} (r^2 E_r)$$

Remember this?



What is the value of:

$$\int_{-\infty}^{\infty} x^2 \delta(x - 2) dx$$

- A. 0
- B. 2
- C. 4
- D. ∞
- E. Something else

Activity: Compute the following integrals. Note anything special you had to do.

- Row 1-2: $\int_{-\infty}^{\infty} x e^x \delta(x - 1) dx$
- Row 3-4: $\int_{-\infty}^{\infty} \log(x) \delta(x - 2) dx$
- Row 5-6: $\int_{-\infty}^0 x e^x \delta(x - 1) dx$
- Row 6+: $\int_{-\infty}^{\infty} (x + 1)^2 \delta(4x) dx$